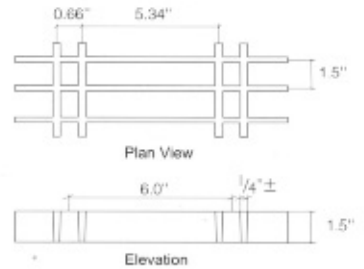
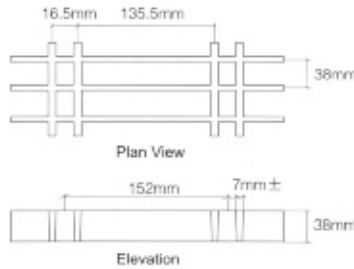



PULTRUDED GRATING

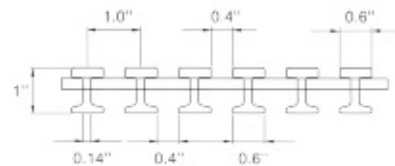
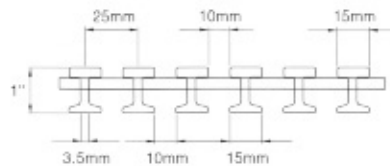

ITEM NO.15



	38mm thick, 38mm x 152mm mesh, treads	1 1/2" thick, 1 1/2" x 6" mesh
Load bar thickness:	7mm ±	1/4" ±
Load bar centers:	38mm	1.5"
# of bars/ft. of width:	5	5
Open area:	70%	70%
Approx. weight:	22.81 kg/sqm	4.66 lb/sqft

Pultruded Grating

ITEM NO.1



	25I-40	1" I -40
# of bar/ft:	12	12
Load bar:	25mm	1"
Open area:	40%	40%
Approx. weight:	17.22 kg/sqm	3.55 lbs/sqft